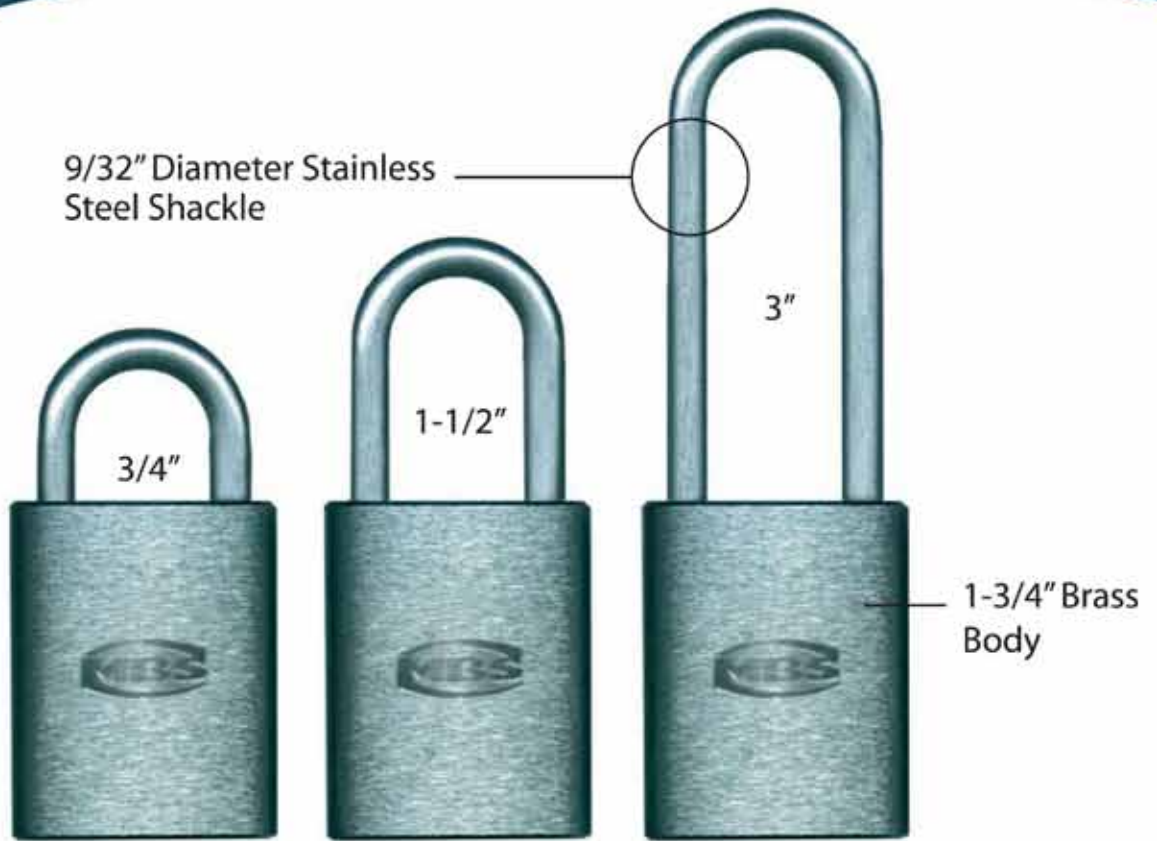




Padlocks



Z4 Series Padlocks



Z4S0 3/4" Shackle

Z4S1 1-1/2" Shackle

Z4S3 3" Shackle

FEATURES:

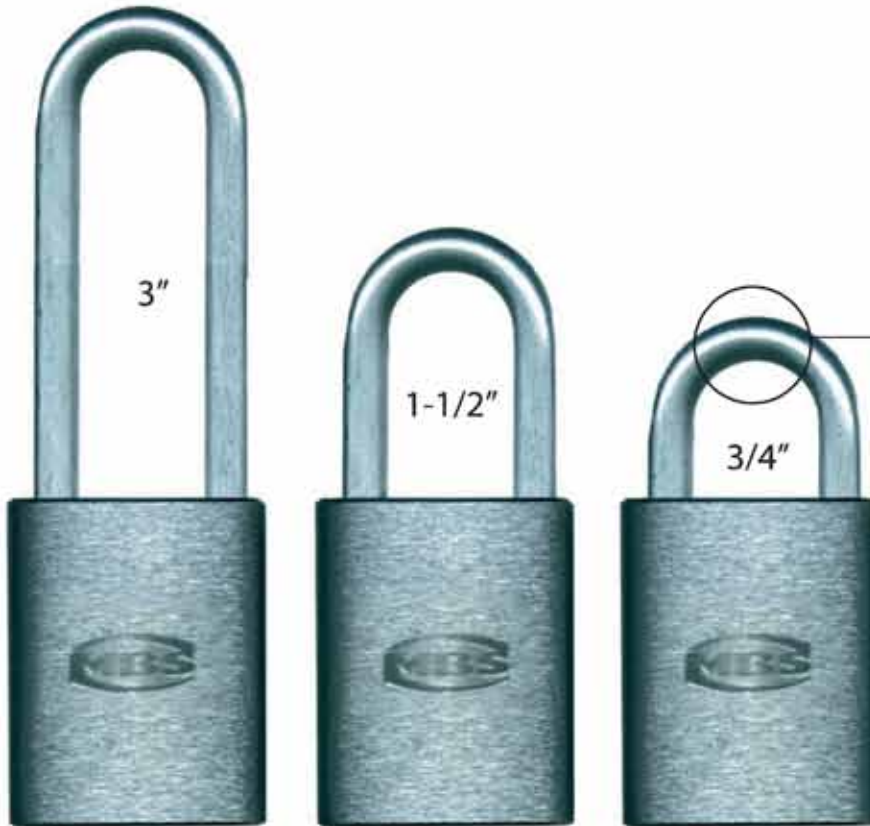
- Solid brass case - Satin chromium plated case
- Stainless steel double ball locking
- 4" and 5" steel shackles also available
- Brass shackles available in 1 1/8", 2" and 3"

Options

- Brass and Steel Chains and Clevis
- Key Retaining
- Weather Covers

	Series	Shackle Material	Shackle Length	Options	Function (optional)
How To Order	Z6	B	5	B	KR
	Z4	B=Brass	0 = 3/4"	D = Drilled for Clevis	KR = Key Retained
	Z5	S=Stainless Steel	1 = 1 1/2" (Steel)	C = Clevis	
	Z6	Steel	1 = 1 1/8" (Brass)	B = 9" Brass Chain	
			2 = 2"	S = 9" Steel Chain	
		3 = 3"			
			4 = 4"		
			5 = 5"		

Z5 Series Padlocks



5/16" Diameter
Stainless Steel
Shackle

Pull Strength -3,500 lbs.

1-3/4" Brass
Body



Z5S3 3" Shackle Z5S1 1-1/2" Shackle Z5S0 3/4" Shackle

FEATURES:

- Solid brass case - Satin chromium plated case
- Stainless steel double ball locking
- 4" and 5" steel shackles also available
- Brass shackles available in 1 1/8", 2" and 3"

Options

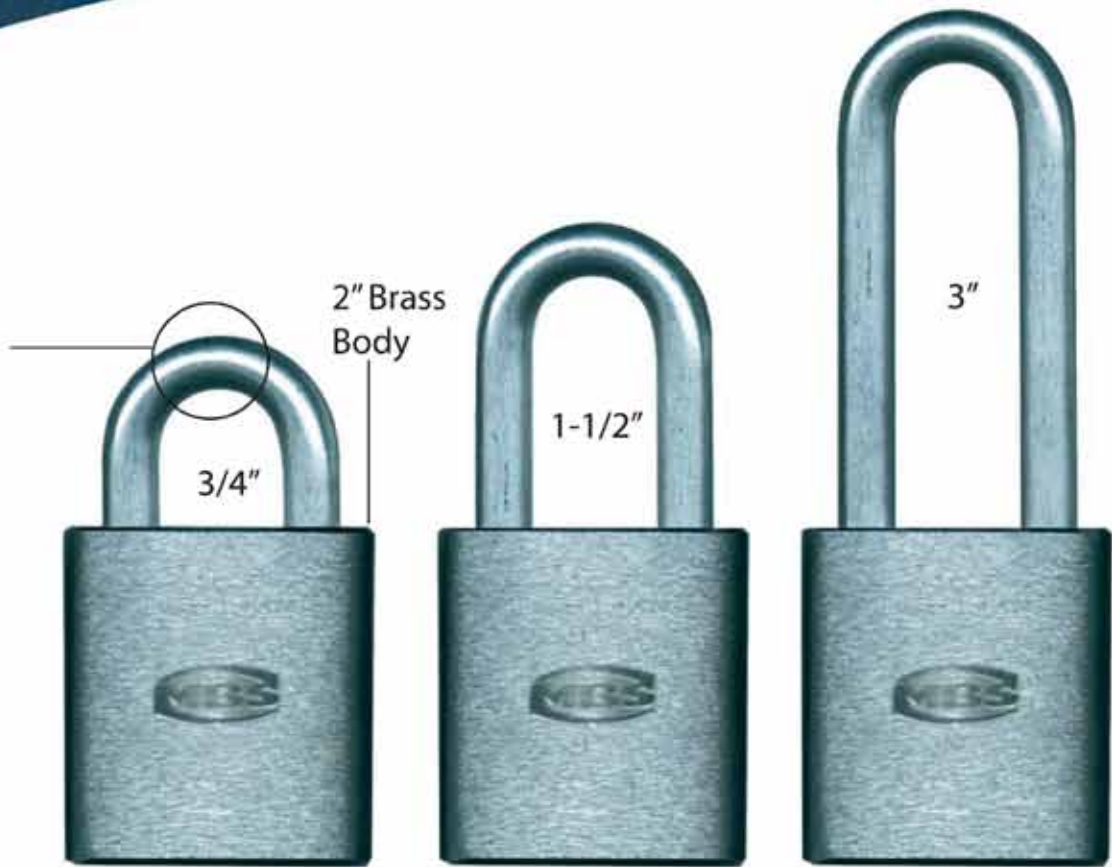
- Brass and Steel Chains and Clevis
- Key Retaining
- Weather Covers
- Brass Frangible Shackle

	Series	Shackle Material	Shackle Length	Options	Function (optional)
How To Order	Z6	B	5	D-B	KR
	Z4	B=Brass	0 = 3/4"	D = Drilled for Clevis	KR = Key Retained
	Z5	S=Stainless Steel	1 = 1 1/2" (Steel)	C = Clevis	
	Z6	Steel	1 = 1 1/8" (Brass)	B = 9" Brass Chain	
	F=Frangible	2 = 2"	S = 9" Steel Chain		
		1 1/8" (available in Z5 only)	3 = 3"		
			4 = 4"		
			5 = 5"		



Z6 Series Padlocks

3/8" Diameter
Stainless Steel
Shackle



Z6S0 3/4" Shackle Z6S1 1-1/2" Shackle Z6S3 3" Shackle

Pull Strength - 3,800 lbs.

- 4" and 5" shackles also available

FEATURES:

- Solid brass case - Satin chromium plated case
- Stainless steel double ball locking
- 4" and 5" steel shackles also available
- Brass shackles available in 1 1/8", 2" and 3"

Options

- Brass and Steel Chains and Clevis
- Key Retaining
- Weather Covers

	Series	Shackle Material	Shackle Length	Options	Function (optional)
How To Order	Z4	B=Brass	0 = 3/4"	D = Drilled for Clevis	KR = Key Retained
	Z5	S=Stainless	1 = 1 1/2" (Steel)	C = Clevis	
	Z6	Steel	1 = 1 1/8" (Brass)	B = 9" Brass Chain	
			2 = 2"	S = 9" Steel Chain	
			3 = 3"		
			4 = 4"		
			5 = 5"		