



MBK2 Grade 2 Cylindrical Knob



MBK2 Series ANSI Grade 2 Heavy Duty Knob Locks

FEATURES:

- Cylindrical chassis designed for medium duty commercial use.
- Interchangeable core knobs with easy to change handing.
- Internal steel mechanisms are corrosion treated for normal atmospheric conditions.
- Threaded outside rose adjustable for various door thickness.
- Wide selection of finishes and functions.

MBK2 Series Knob Locks

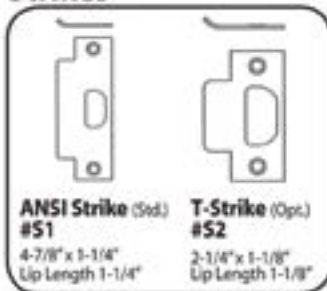
SPECIFICATIONS:

- Door Thickness** - 1-3/8" to 2" wood or metal door installation.
- Backset** - 2-3/4" Standard; 2-3/8", 3-3/4" and 5" optional
- Latchbolt** - 1/2" throw deadlatch, UL listed, self-adjusting faceplate.
- Handing** - Non-handed.
- Strike** - ANSI strike standard, T strike optional
- Trim** - Roses are heavy wrought brass, bronze or stainless steel and installed over wrought steel reinforcing plates. Knobs are brass, bronze or stainless steel secured by steel knob retainer which cannot be depressed when lock has been locked.
- Door Preparation** - 2-1/8" cross bore, 1" edge bore.
- Masterkeyed** - Can be masterkeyed or grand masterkeyed and construction key systems available.
- Standard Cylinder** - 6 or 7 pin with nickel silver keys, compatible with Best® and Falcon® cores.
- Finishes** - 605, 606, 612, 613, 625, 626.
- Certifications** - UL listed for "A" label (3 hour) single swinging door (4'x8'). ETL certified for ANSI/BHMA A156.2, Series 4000 Grade 2.
- Warranty** - FIVE (5) YEAR manufacturer's limited warranty.

Latches



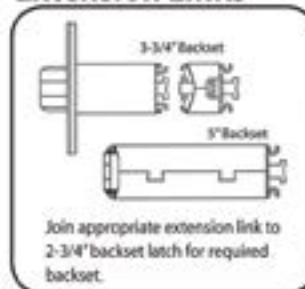
Strikes



Cylinders



Extension Links



Certifications - UL Listed:
UL listed for "A" label (3 hour) single swinging door (4'x8') ETL certified for ANSI/BHMA A156.2, Series 4000 Grade 2.

ANSI **BHMA**

| Finish | BHMA | UL | Description |
|--------|--------|----|----------------------------------|
| 605 | 2 | 10 | bright brass |
| 606 | 4 | 10 | sat. chrome |
| 612 | 16 | 10 | nickel chrome |
| 613 | 16B | 10 | antique brass finish, oil rubbed |
| 625 | 20 | 10 | bright chrome-plated |
| 626 | 20D | 10 | nickel chrome-plated |
| 609 | 16/21 | 10 | bright stainless steel |
| 610 | 16/21D | 10 | sat. stainless steel |



How To Order

| Model Series | Backset | Function Code | Finish | Strike | Options |
|--------------|--------------------------|--------------------|--|-----------------------------------|--|
| MBK2 | 3 | 01 | 626 | S1 | |
| MBK2 | 2 - 2-3/8" 3 - 2-3/4" | See Function Chart | 605 606 612 613 625 626 | S1 - ANSI Strike S2 - T Strike | AL - Abrasive Layer LL - Lead Lined RGE - Recess to Exit NOTE: Specify Inside (I), Outside (O), or Both (B) for AL option |









If not specified at time of order, the default will be 2 3/4" backset, 626 Finish, S1 Strike.

The following items are purchased separately:

- S1-7/8-finish 7/8" flat lip strike (605, 606, 612, 613, 630)
- MB2-L4-3-3/4 Extension link for 3-3/4" backset latch
- MB2-L5-5 Extension link for 5" backset latch

MBK2 Series Knob Locks







FUNCTIONS

| | Description | Outside Knob | | Inside Knob | |
|--|--|---|---|--|--|
| | | Latch operated by | Locked by | Unlocked by | Locked by |
| Single Keyed Functions | | | | | |
| 01 - Entrance AB F109  | <ul style="list-style-type: none"> Rotating the inside knob OR Rotating the outside knob - only when the inside push button is out, OR Turning the key in the outside knob | <ul style="list-style-type: none"> Pushing the inside button, OR Pushing and turning the inside button. Turning the button keeps the outside knob locked until the button is turned back. | <ul style="list-style-type: none"> Turning the key in the outside knob (only when the button is not turned) OR Rotating the inside knob (only when the button is not turned), OR Closing the door (only when the button is not turned) | Cannot be locked | Always unlocked |
| 03 - Classroom R FB4  | <ul style="list-style-type: none"> Rotating the inside knob OR Turning the key in the outside knob OR Rotating the outside knob when not locked by key | Turning the key in the outside knob | Turning the key in the outside knob | Cannot be locked | Always unlocked |
| 05 - Storeroom D FB6  | <ul style="list-style-type: none"> Turning the key in the outside knob OR Rotating the inside knob | Always locked | Cannot be unlocked | Cannot be locked | Always unlocked |
| H1 - Hotel Guest Room H1 F93  | <ul style="list-style-type: none"> Rotating the inside knob OR Turning the key in the outside knob only when the inside push button is out, OR Removing the core with a control key and using a special emergency key | Always locked | Key block feature is released by: <ul style="list-style-type: none"> Rotating the inside knob OR Closing the door | Cannot be locked | Always unlocked |
| PUSHING THE INSIDE BUTTON PROJECTS AN OCCUPIED INDICATOR IN THE OUTSIDE LEVER AND BLOCKS ALL OPERATING KEYS | | | | | |
| Double Keyed* Functions | | | | | |
| 02 - Storeroom* G F91  | <ul style="list-style-type: none"> Rotating the outside knob when not locked by key, OR Rotating the inside knob when not locked by key | <ul style="list-style-type: none"> Turning the key in the inside knob OR Turning the key in the outside knob | <ul style="list-style-type: none"> Turning the key in the inside knob OR Turning the key in the outside knob | <ul style="list-style-type: none"> Turning the key in the inside knob OR Turning the key in the outside knob | <ul style="list-style-type: none"> Turning the key in the inside knob OR Turning the key in the outside knob |
| 04 - Communicating* S FB0  | <ul style="list-style-type: none"> Turning the key in the inside knob OR Turning the key in the outside knob OR Rotating the inside or outside knob (if unlocked) | Turning the key in the outside knob | Turning the key in the outside knob | Turning the key in the inside knob | Turning the key in the inside knob |
| TURNING THE KEY IN EITHER LEVER, LOCKS OR UNLOCKS ITS OWN LEVER INDEPENDENTLY. | | | | | |
| 06 - Corridor C FB8  | <ul style="list-style-type: none"> Rotating the inside lever, OR Rotating the outside lever when not locked by key, OR Turning the key in the outside knob | Turning the key in the inside knob | Turning the key in the inside knob | Cannot be locked | Always unlocked |
| 09 - Institutional* W FB7  | <ul style="list-style-type: none"> Turning the key in the inside knob OR Turning the key in the outside knob | Always locked | Cannot be unlocked | Always locked | Cannot be unlocked |

*Attention: Locksets that secure both sides of the door are controlled by building codes and the Life Safety Codes. In an emergency situation, failure to quickly unlock the inside knob could be hazardous or even fatal.

MBK2 Series Knob Locks

FUNCTIONS



| | Description | Outside Knob | | Inside Knob | |
|--|---|---------------------------|--|------------------|-----------------|
| | | Latched by | Locked by | Unlocked by | Locked by |
| Keyless Functions | | | | | |
| 10 - Patio P F77  | <ul style="list-style-type: none"> Rotating the inside knob OR Rotating the outside knob only when the inside push button is out | Pushing the inside button | <ul style="list-style-type: none"> Rotating the inside knob OR Closing the door | Cannot be locked | Always unlocked |
| 20 - Privacy L F76  | <ul style="list-style-type: none"> Rotating the inside knob OR Rotating the outside knob only when the inside push button is out | Pushing the inside button | <ul style="list-style-type: none"> Rotating the outside slotted button, OR Rotating the inside knob OR Closing the door | Cannot be locked | Always unlocked |
| 30 - Passage N F75  | <ul style="list-style-type: none"> Rotating the inside knob OR Rotating the outside knob | Cannot be locked | Always unlocked | Cannot be locked | Always unlocked |
| 40 - Single Dummy Trim 1 DT  | This is a single, surface-mounted knob for an inactive door or a non-latching door. | | | | |
| 50 - Exit NX F89  | Rotating the inside knob | Always locked | Always locked | Cannot be locked | Always unlocked |
| 60 - Exit Y  | Rotating the inside knob | | | Cannot be locked | Always unlocked |

*Attention: Locksets that secure both sides of the door are controlled by building codes and the Life Safety Codes. In an emergency situation, failure to quickly unlock the inside knob could be hazardous or even fatal.



MBK2 Series Knob Locks

FUNCTIONS

| Description | Outside Knob | | Inside Knob | |
|--|---------------------------|--|------------------------------------|------------------------------------|
| | Latched by | Locked by | Unlocked by | Locked by |
| Special Functions | | | | |
| 21 - Hospital Privacy  <ul style="list-style-type: none"> Rotating the inside knob OR Rotating the outside knob only when inside push button is out | Pushing the inside button | <ul style="list-style-type: none"> Turning the turn button in the outside knob OR Rotating the inside knob OR Closing the door. | Cannot be locked | Always unlocked |
| 63 - Exit*  <ul style="list-style-type: none"> Turning the key in the inside knob OR rotating the inside knob when not locked by key | | | Turning the key in the inside knob | Turning the key in the inside knob |

*Attention: Locksets that secure both sides of the door are controlled by building codes and the Life Safety Codes. In an emergency situation, failure to quickly unlock the inside knob could be hazardous or even fatal.