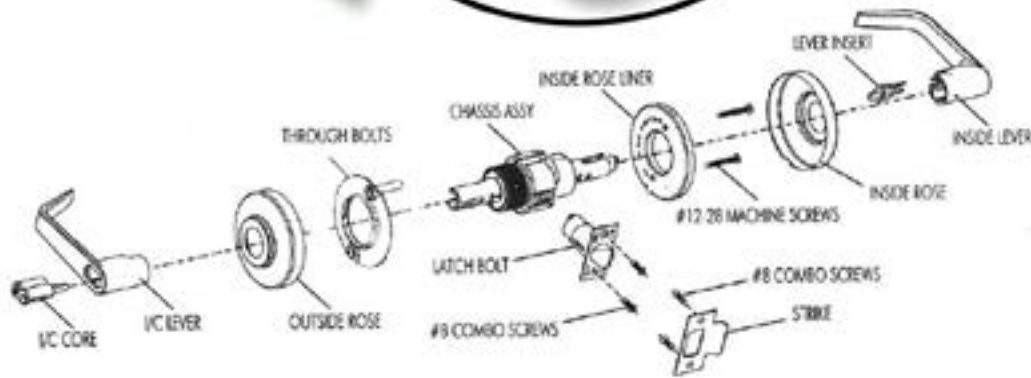





# MB2A Grade 2 SFIC Cylindricals



## MB2A Series ANSI Grade 2 Heavy Duty Lever Locks



### FEATURES:

- Through-bolt interlocking chassis to increase torque resistance.
- Threaded outside rose adjustable for door thickness without removing keyed lever.
- Independent return springs in both side hubs provide extra resistance to lever sag.
- Snap-on roses with no exposed mounting screws.
- Internal steel mechanisms are corrosion treated for normal atmospheric conditions.
- Reversible for either hand of door.

## MB2A Series Lever Locks

### SPECIFICATIONS:

- Door Thickness** - 1-3/8" to 2" wood or metal door standard, 2-1/4" is available.
- Backset** - 2-3/4" standard; 2-3/8", 3-3/4" and 5" optional.
- Latchbolt** - 1/2" throw deadlatch, UL listed, self-adjusting faceplate;
- Handing** - Non-handed.
- Strike** - ANSI strike standard, T strike optional.
- Lever Handles** - Solid zinc diecast levers, wrought brass roses, concealed screws. I/C core version standard.
- Door Preparation** - ANSI A115.2, through bolt installation.
- Finishes** - 605, 606, 612, 613, 625 and 626.
- Certifications** - UL listed for "A" label (3 hour) single swinging door (4'x8'). ETL certified for ANSI/BHMA A156.2, Series 4000 Grade 2.
- Warranty** - FIVE (5) YEAR manufacturer's limited warranty.

### Lever Handles

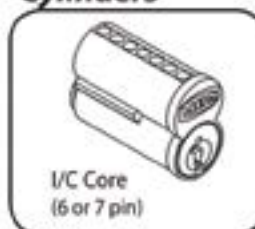


14 Style

15 Style

16 Style

### Cylinders



I/C Core  
(6 or 7 pin)

### Latches



**Deadlatch**

1/2" Throw  
2-1/4" x 1-1/8"  
Faceplate

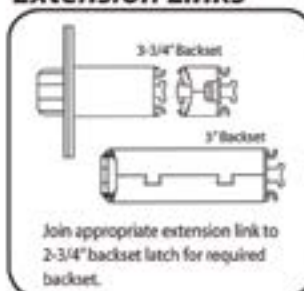
### Strikes



**ANSI Strike (Std.) #S1**  
4-7/8" x 1-1/4"  
Lip Length 1-1/4"

**T-Strike (Opt.) #S2**  
2-1/4" x 1-1/8"  
Lip Length 1-1/8"

### Extension Links



Join appropriate extension link to 2-3/4" backset latch for required backset.

**Certifications - UL Listed:**  
UL listed for "A" label (3 hour) single swinging door (4'x8'). ETL certified for ANSI/BHMA A156.2, Series 4000 Grade 2.  
Warranty - FIVE (5) YEAR manufacturer's limited warranty.

**ANSI** **BHMA**  
**CERTIFIED**

Finish	605	606	612	613	625	626	630
605	1	1	10	106	26	26D	26D
612	10	10	106	106	26	26D	26D
613	10	10	106	106	26	26D	26D
625	26	26	26D	26D	26	26D	26D
626	26	26	26D	26D	26	26D	26D
630	26D	26D	26D	26D	26D	26D	26D

**Intertek**










Model Series	Backset	Function Code	Lever Handle	Finish	Strike	Options
MB2A	3	01	#14	626	S1	
MB2A	2 - 2-3/8" 3 - 2-3/4"	See Function Chart	#14 #15 #16	605 606 612 613 625 626	S1 - ANSI Strike S2 - T Strike	AL - Abrasive Lever LL - Lead Lined ROE - Request to Exit NOTE: Specify Inside (I), Outside (O), or Both (B) for AL option

If not specified at time of order, the default will be 2 3/4" backset, 15 Lever, 626 Finish, S1 Strike

- The following items are purchased separately:
- S1-7/8-finish 7/8" flat lip strike (605, 606, 612, 613, 630)
  - MB2-L4-3-3/4 Extension link for 3-3/4" backset latch
  - MB2-L5-5 Extension link for 5" backset latch

## MB2A Series Lever Locks








### FUNCTIONS

	Description	Outside Lever		Inside Lever	
		Latched operated by	Locked by	Unlocked by	Locked by
<b>Single Keyed Functions</b>					
<b>01 - Entrance</b> AB F109 	<ul style="list-style-type: none"> <li>Rotating the inside lever, OR</li> <li>Rotating the outside lever - only when the inside push button is out, OR</li> <li>Turning the key in the outside lever</li> </ul>	<ul style="list-style-type: none"> <li>Pushing the inside button, OR</li> <li>Pushing and turning the inside button. Turning the button keeps the outside lever locked until the button is turned back.</li> </ul>	<ul style="list-style-type: none"> <li>Turning the key in the outside lever (only when the button is not turned), OR</li> <li>Rotating the inside lever (only when the button is not turned), OR</li> <li>Closing the door (only when the button is not turned)</li> </ul>	Cannot be locked	Always unlocked
<b>03 - Classroom</b> R F84 	<ul style="list-style-type: none"> <li>Rotating the inside lever, OR</li> <li>Turning the key in the outside lever</li> <li>Rotating the outside lever when not locked by key</li> </ul>	Turning the key in the outside lever	Turning the key in the outside lever	Cannot be locked	Always unlocked
<b>05 - Storeroom</b> D F86 	<ul style="list-style-type: none"> <li>Turning the key in the outside lever, OR</li> <li>Rotating the inside lever</li> </ul>	Always locked	Cannot be unlocked	Cannot be locked	Always unlocked
<b>H1 - Hotel Guest Room</b> H1 F93 	<ul style="list-style-type: none"> <li>Rotating the inside lever, OR</li> <li>Turning the key in the outside lever only when the inside push button is out, OR</li> <li>Removing the core with a control key and using a special emergency key</li> </ul>	Always locked	Key block feature is released by: <ul style="list-style-type: none"> <li>Rotating the inside lever, OR</li> <li>Closing the door</li> </ul>	Cannot be locked	Always unlocked
<b>PUSHING THE INSIDE BUTTON PROJECTS AN OCCUPIED INDICATOR IN THE OUTSIDE LEVER AND BLOCKS ALL OPERATING KEYS</b>					
<b>T - Dormitory</b> T F90 	<ul style="list-style-type: none"> <li>Rotating the inside lever, OR</li> <li>Rotating the outside lever when not locked by key or push button</li> </ul>	<ul style="list-style-type: none"> <li>Turning the key in the outside lever, OR</li> <li>Pushing the button on the inside lever</li> </ul>	<ul style="list-style-type: none"> <li>Turning the key in the outside lever, OR</li> <li>Rotating the inside lever (only when locked by push button), OR</li> <li>Closing the door (only when locked by push button)</li> </ul>	Cannot be locked	Always unlocked
<b>Double Keyed* Functions</b>					
<b>02 - Storeroom*</b> G F91 	<ul style="list-style-type: none"> <li>Rotating the outside lever, when not locked by key, OR</li> <li>Rotating the inside lever when not locked by key</li> </ul>	<ul style="list-style-type: none"> <li>Turning the key in the inside lever, OR</li> <li>Turning the key in the outside lever</li> </ul>	<ul style="list-style-type: none"> <li>Turning the key in the inside lever, OR</li> <li>Turning the key in the outside lever</li> </ul>	<ul style="list-style-type: none"> <li>Turning the key in the inside lever, OR</li> <li>Turning the key in the outside lever</li> </ul>	<ul style="list-style-type: none"> <li>Turning the key in the inside lever, OR</li> <li>Turning the key in the outside lever</li> </ul>
<b>04 - Communicating*</b> S F80 	<ul style="list-style-type: none"> <li>Turning the key in the inside lever, OR</li> <li>Turning the key in the outside lever, OR</li> <li>Rotating the inside or outside lever (if unlocked)</li> </ul>	Turning the key in the outside lever	Turning the key in the outside lever	Turning the key in the inside lever	Turning the key in the inside lever
<b>TURNING THE KEY IN EITHER LEVER, LOCKS OR UNLOCKS ITS OWN LEVER INDEPENDENTLY.</b>					
<b>06 - Corridor</b> C F88 	<ul style="list-style-type: none"> <li>Rotating the inside lever, OR</li> <li>Rotating the outside lever when not locked by key, OR</li> <li>Turning the key in the outside lever</li> </ul>	Turning the key in the inside lever	Turning the key in the inside lever	Cannot be locked	Always unlocked
<b>09 - Institutional*</b> W F87 	<ul style="list-style-type: none"> <li>Turning the key in the inside lever, OR</li> <li>Turning the key in the outside lever</li> </ul>	Always locked	Cannot be unlocked	Always locked	Cannot be unlocked

\*Attention: Locksets that secure both sides of the door are controlled by building codes and the Life Safety Codes. In an emergency situation, failure to quickly unlock the inside lever could be hazardous or even fatal.

## MB2A Series Lever Locks

### FUNCTIONS




	Description	Outside Lever		Inside Lever	
		Latched by	Locked by	Unlocked by	Locked by
<b>Double Keyed* Functions (Continued)</b>					
<b>IN - Intruder</b>  IN	<ul style="list-style-type: none"> <li>Rotating inside lever,</li> <li>OR</li> <li>Rotating outside lever only when not locked by inside or outside key</li> </ul>	<ul style="list-style-type: none"> <li>Turning key in the inside lever,</li> <li>OR</li> <li>Turning the key in the outside lever</li> </ul>	<ul style="list-style-type: none"> <li>Turning key in the inside lever,</li> <li>OR</li> <li>Turning the key in the outside lever</li> </ul>	Cannot be locked	Always unlocked
<b>Keyless Functions</b>					
<b>10 - Patio</b>  P F77	<ul style="list-style-type: none"> <li>Rotating the inside lever,</li> <li>OR</li> <li>Rotating the outside lever only when the inside push button is out</li> </ul>	Pushing the inside button	<ul style="list-style-type: none"> <li>Rotating the inside lever,</li> <li>OR</li> <li>Closing the door</li> </ul>	Cannot be locked	Always unlocked
<b>20 - Privacy</b>  L F76	<ul style="list-style-type: none"> <li>Rotating the inside lever,</li> <li>OR</li> <li>Rotating the outside lever only when the inside push button is out</li> </ul>	Pushing the inside button	<ul style="list-style-type: none"> <li>Rotating the outside slotted button,</li> <li>OR</li> <li>Rotating the inside lever,</li> <li>OR</li> <li>Closing the door</li> </ul>	Cannot be locked	Always unlocked
<b>30 - Passage</b>  N F75	<ul style="list-style-type: none"> <li>Rotating the inside lever,</li> <li>OR</li> <li>Rotating the outside lever</li> </ul>	Cannot be locked	Always unlocked	Cannot be locked	Always unlocked
<b>40 - Single Dummy Trim</b>  1 DT	This is a single, surface-mounted lever for an inactive door or a non-latching door.				
<b>50 - Exit</b>  NX F89	Rotating the inside lever	Always locked	Always locked	Cannot be locked	Always unlocked
<b>60 - Exit</b>  Y	Rotating the inside lever			Cannot be locked	Always unlocked

\*Attention: Locksets that secure both sides of the door are controlled by building codes and the Life Safety Codes. In an emergency situation, failure to quickly unlock the inside lever could be hazardous or even fatal.



## MB2A Series Lever Locks

### FUNCTIONS

Description	Outside Lever		Inside Lever		
	Locked by	Unlocked by	Locked by	Unlocked by	
<b>Special Functions</b>					
<b>07 - Dormitory or Storeroom</b>  A F81	<ul style="list-style-type: none"> <li>Rotating the inside lever, OR</li> <li>Rotating the outside lever only when inside turn button is unlocked position, OR</li> <li>Turning the key in the outside lever</li> </ul>	Turning the inside button	Turning the inside button	Cannot be locked	Always unlocked
<b>21 - Hospital Privacy</b> 	<ul style="list-style-type: none"> <li>Rotating the inside lever, OR</li> <li>Rotating the outside lever only when inside push button is out</li> </ul>	Pushing the inside button	<ul style="list-style-type: none"> <li>Turning the turn button in the outside lever, OR</li> <li>Rotating the inside lever, OR</li> <li>Closing the door.</li> </ul>	Cannot be locked	Always unlocked
<b>63 - Exit*</b> 	Turning the key in the inside lever, OR rotating the inside lever when not locked by key			Turning the key in the inside lever	Turning the key in the inside lever

\*Attention: Locksets that secure both sides of the door are controlled by building codes and the Life Safety Codes. In an emergency situation, failure to quickly unlock the inside lever could be hazardous or even fatal.