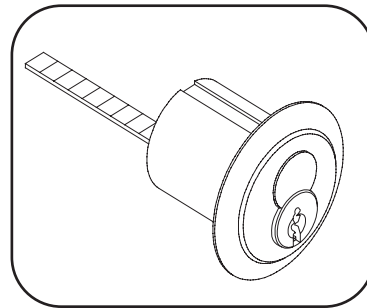
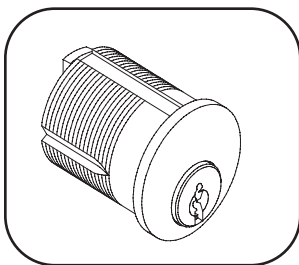


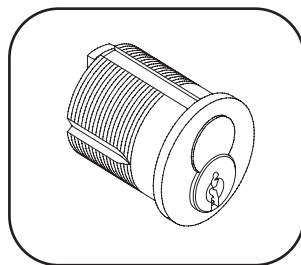
Rim Cylinder



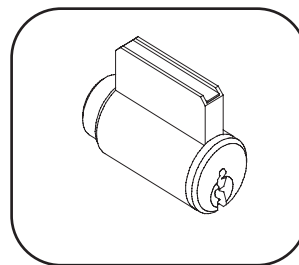
IC Rim Cylinder



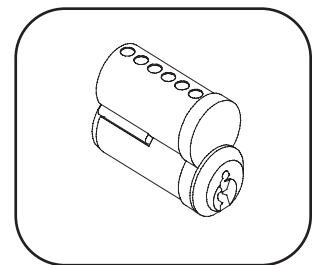
Mortise Cylinder




IC Mortise Cylinder



Key in Knob/Lever  
Cylinder



Interchangeable  
Core



**DORMA By Choice™**

The quality management system at the Reamstown, Pennsylvania facility is certified to ISO 9001\*.

\*DORMA Door Controls, Inc. d.b.a. DORMA Architectural Hardware



## DORMA SKC (Serialized Key Control) Cylinders

### Applications:

DORMA SKC keys and cylinders combat unauthorized key duplication in commercial and institutional buildings. This product can be used wherever key control and key tracking are required.

DORMA SKC Cylinders can be used in any DORMA lock or exit device, as well as Schlage™ and Best™ products. DORMA SKC cylinders are available for both small format interchangeable core (SFIC) and conventional (non-IC) cylinder applications.

### Features:

Each DORMA SKC key and key blank is engraved with a unique serial number at the factory. Serial numbers are never repeated, allowing identification and tracking of each key.

### Listings & Approvals:

- ANSI A156.5-2001.
- Conventional cylinders Grade 1.

### Extended Lifecycle Testing:

Conventional cylinder and interchangeable cores 200,000 cycles (five times Grade 1).

### Warranty:

Lifetime warranty against key breakage.

### Patent:

Pending, marked per 35 U.S.C. § 287. Patent protection will extend to 2025.

### Keyway:

DORMA D100 (standard).

### Pins:

Seven (7) nickel-silver pins (standard).

### Keying:

Factory master keying or 0-bitted/uncombined for local keying.

### Construction Keying:

Master keyed conventional cylinders are available with lost ball construction keying. Any permanent key (change key or master key) will trigger the construction device.

Interchangeable core locks and cylinders are available with temporary interchangeable cores. The temporary cores can be returned for a credit at the end of the construction project.

### Service Items:

Key machines, pin kits, and accessory and service items are available to support DORMA SKC systems in the field.

### Contact Information:

DORMA Architectural Hardware  
Dorma Drive, Drawer AC  
Reamstown, PA 17567-0411  
Tel: 800-523-8483  
Fax: 800-274-9724  
Email: [archdw@dorma-usa.com](mailto:archdw@dorma-usa.com)

### A DORMA Group Company

[www.dorma-usa.com](http://www.dorma-usa.com)